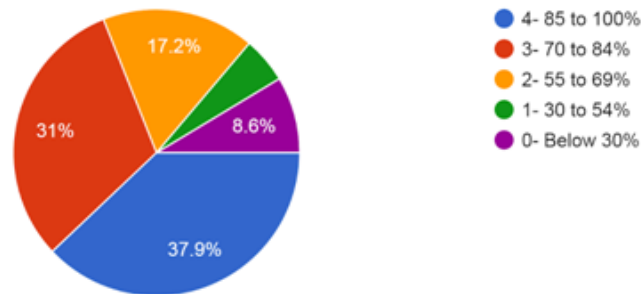


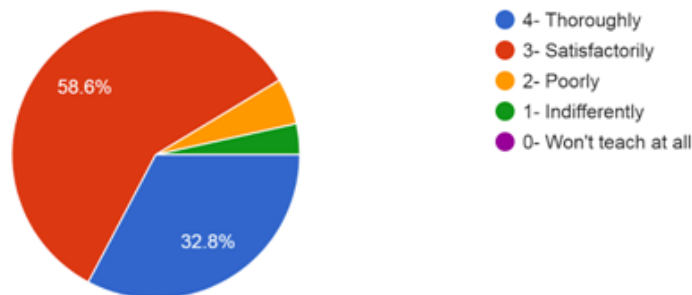
2.7.1
TEACHING-LEARNING PROCESS
STUDENT SATISFACTION SURVEY

1. Syllabus Covered in class



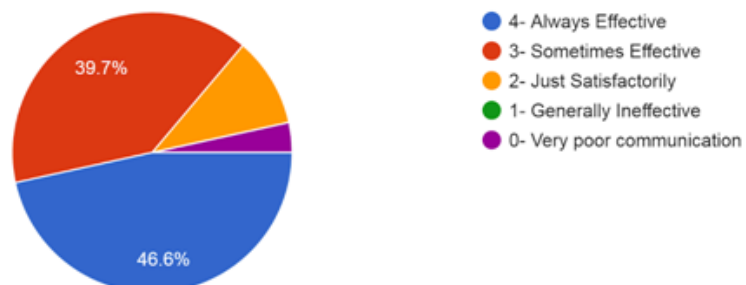
Response was taken on 5 point rating scale i.e. from 0 to 4. From the response 37.9% students said 85-100% syllabus covered by teachers. 31% students said teacher covered 70-84% syllabus. 17.2% said 55-69% syllabus was covered. 5% students said 30-54% syllabus covered and 8% students said only 30% syllabus was covered by teachers.

2. Teachers preparation for class



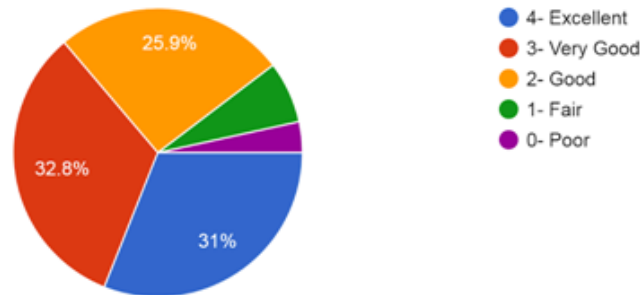
32.8% students said teachers are prepared for class thoroughly. 58.6% students are satisfied about the teacher preparation. 5% student said teacher preparation was poor in class. 3% said indifferently and 0% said won't teach well.

3. Teacher Communication



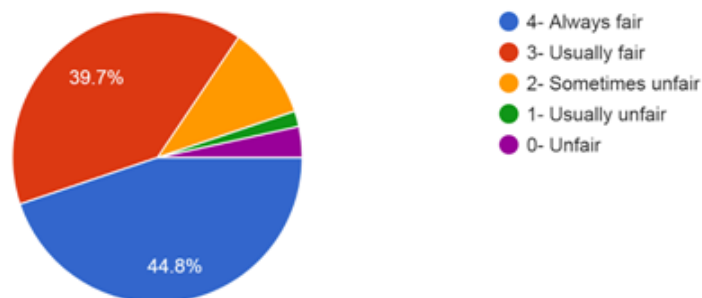
46.6% student said teaching is always effective. 39.7% said sometimes effective. 10% said communication is just satisfactory and only 3% said poor communication.

4. Teachers approach to teaching



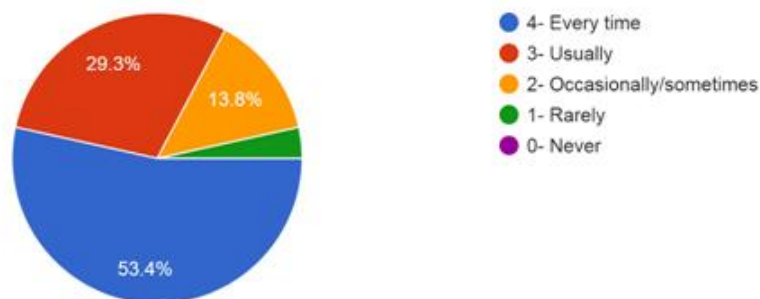
31% students said teachers teaching approach is excellent. 32.8% said teaching approach is very good. 25.9% students said approach is good. 6% said approach is fair and 3% said approach is very poor.

5. Fairness of internal evaluation process



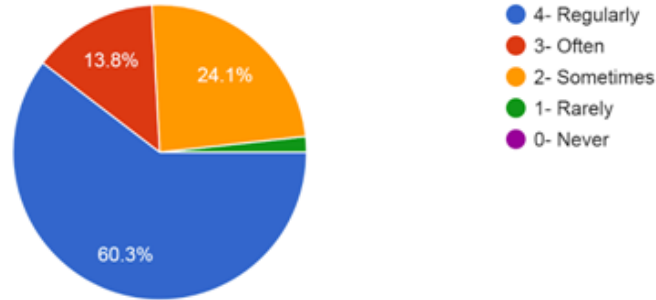
44.8% students said internal evaluation process is always fair. 39.7% said usually fair. 10% said sometimes unfair. 1% said usually unfair and 3% said process is unfair.

6. Assignment performance transparency



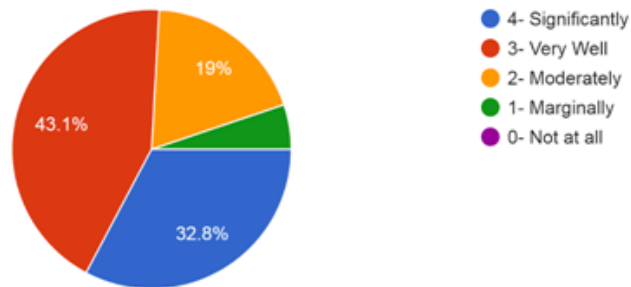
53.4% students said there is transparency in every time. 29.3% said there is usually transparency. 13.8% said sometimes there is transparency and 3% said rarely there is a transparency.

7. Institute initiative in promoting internship, student exchange, field visit



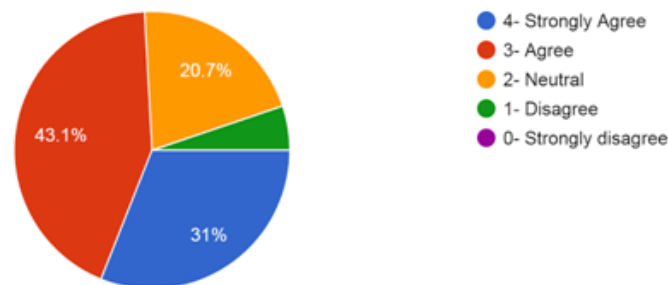
60.3% student said institute has regularly take initiative in promoting internship, student exchange and field visit. 13.8% said institute often takes initiative. 24.1% students said sometimes institute takes initiative. 1% said rarely institute takes initiative.

8. Teaching and Mentoring Process in institute



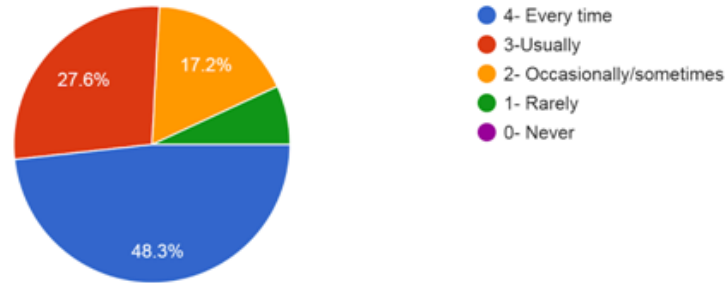
32.8% students said teaching and mentoring process in institute is significantly good. 43.1% said very good process. 19% student given response as moderately and 5% student given response as marginally.

9. Multiple opportunities to learn and grow



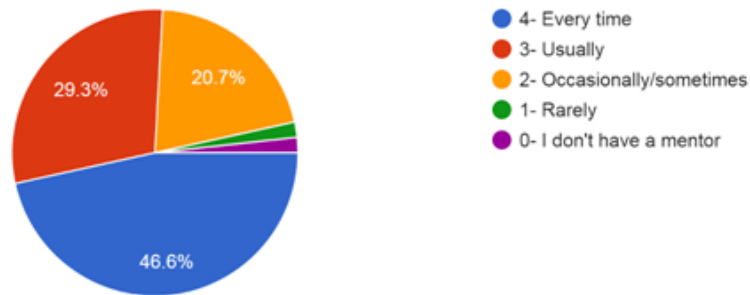
31% students are strongly agreed about institute provides multiple opportunities to learn and grow. 31.4% students agreed that institute provides opportunities. 20,7% students are neutral. 5.2% students are disagreeing for above statement.

10. Transparency about expected competencies, course outcomes and program outcomes



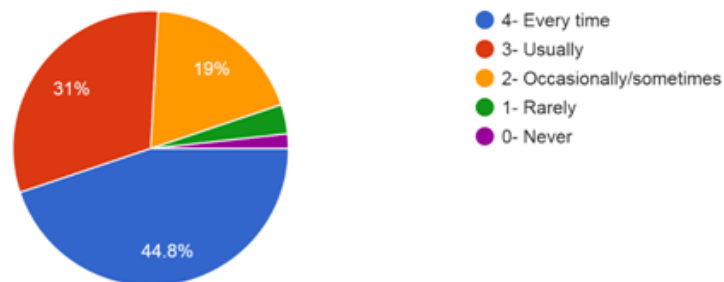
48.3% students said every time teachers inform about expected competencies, course outcomes and program outcomes. 27.6% students said teachers usually inform them. 17.2% said teachers sometime inform them and 6% said rarely teachers inform them.

11. Mentor follows up with an assignment



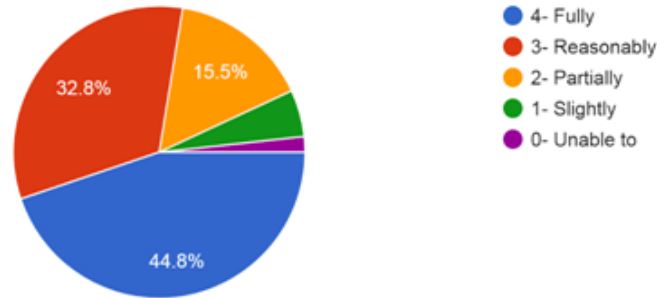
46.6% students said every time mentor does a necessary follow up with an assigned task. 29.3% student given response as usually. 20.7% given response as sometimes and 1% said rarely.

12. Teaching through examples and applications



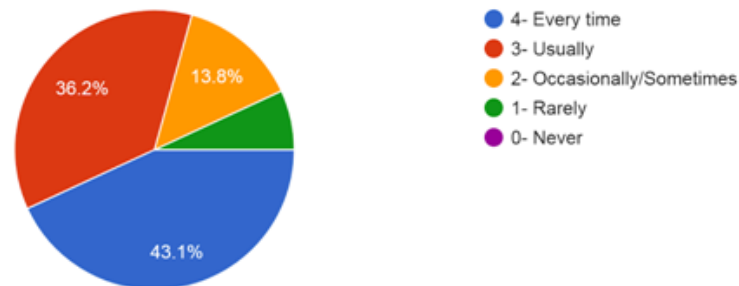
44.8% said teachers every time gives examples and live applications. 31% students said usually teachers give examples and applications. 19% students said sometimes teacher gives examples and 3% said teacher give examples rarely.

13. Identification of student strength and encouragement for challenges



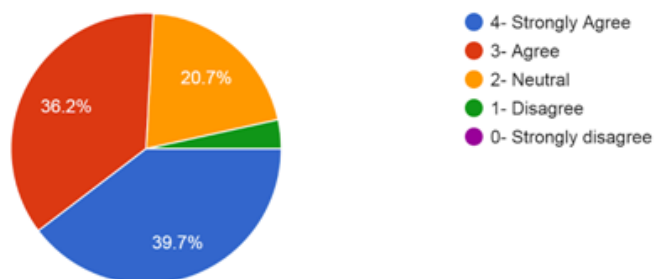
44% students said teachers fully identify the student strengths to encourage them to face challenges. 32.8% said reasonably. 15.2% students said partially teacher identifies student strengths and 5% student given response to slightly.

14. Identification of student weakness and solution to overcome



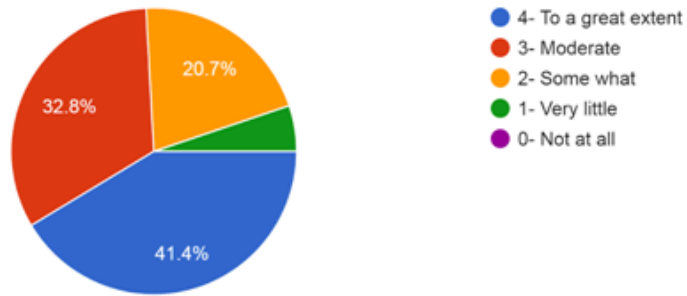
43.1% students said every time teacher identifies student weakness and give solution to overcome it. 36.2% students said teacher usually identifies student weaknesses. 13.8% students said sometimes their weaknesses were identified and 6.9% said rarely teacher identifies weaknesses of students.

15. Institute efforts in monitoring review and quality improvement of teaching learning



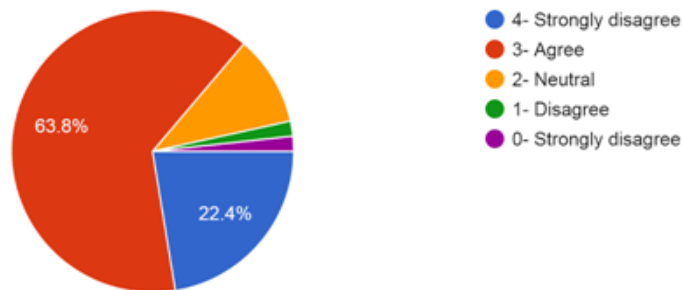
39.7% students are strongly agreed that institute takes efforts in monitoring review and quality improvement of teaching learning process. 36.2% students are agreed the above statement. 20.7% students are neutral and 3% students are disagree for this statement.

16. Use of student centric methods



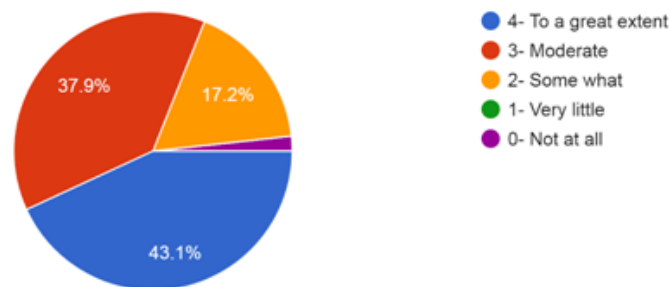
41.4% students said institute/ teachers use student centric methods, such as experiential learning, participative learning and problem solving methodologies for enhancing learning experiences at great extent. 32.8% student given response as moderate. 20.7% student said some what extent teacher/institute use various methods and 5.2% said very little use of student centric methods.

17. Encouragement for participation in extracurricular activities



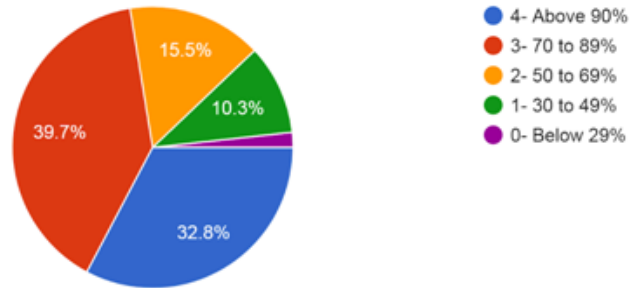
22.4% students strongly agree that teacher encourages students for participation in extracurricular activities. 63.8% students agree that teacher encourages students and 10% students given their response as neutral.

18. Institute/ teachers efforts to inculcate soft skills, life skills and employability skills



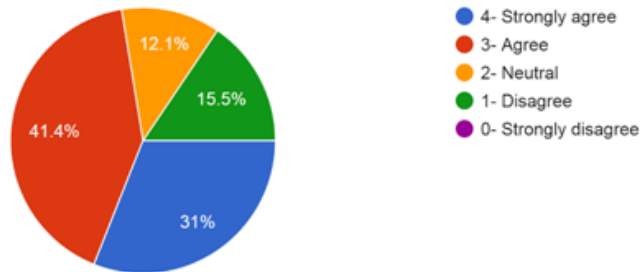
43.1% students said institute and teachers takes efforts to inculcate soft skills, life skills and employability skills with great extent. 37.9% students given response as moderate. 17.2% said somewhat participation of teacher/institute.

19. Usage of ICT in teaching



32.8% students said 90% ICT is used by teachers. 39.7% said 70 to 89% usage of ICT in classroom. 15.5% said 50 to 69% usage of ICT. 10.3% said 30 to 49% usage of ICT in class by teachers.

20. Overall quality of teaching learning process in institute



31% students are strongly agreed that overall quality of teaching learning in institute is very good. 41.1% agree the above statement. 12.1% are neutral and 15.5% disagree this statement.

Suggestions:

1. Auditorium
2. More guest lectures.
3. Invite professionals from different Industries to share their experience on selected topics
4. Guidance for exam preparation.
5. Everything is good